

# Nile Goddess Deck Plan



SUN DECK



Deck D














Deck C



Deck B



Deck A

 Chopin Suites (559 sq.ft.)	 Staff Area
 Beethoven Suites, B1, B2 (430 sq.ft.)	 Lobbies
 Mozart Suites (376 sq.ft.)	 Restaurant
 Cabin	 Kitchen
 Corridors	 Sundeck
 Lounge	